

December 2018						
SUN	MON	TUE	WED	THU	FRI	SAT
						1
2	3	4	5	6	7	8
9	10	11	12	13	14	15
16	17	18	19	20	21	22
23	24	25	26	27	28	29
30	31					

FARM EQUIPMENT RETIREMENT AUCTION

Hours and miles listed are pre-harvest.
For questions about equipment call Scott Butts 216-347-4289

TRACTORS - PLANTERS - COMBINE - SPRAYER - SPREADER - BACKHOE



2009 CASE IH STEIGER 335
w/1391 hours. 4 remotes, diff lock, trimble, auto steer, PTO, 18.4/R46 tires, HID lighting, SN 28F111611



2003 CASE IH STX425
w/3672 hours, radar, scraper hitch, diff locks, 20 front weights, 710/70/R42 tires, SN SNJEE0102500



1981 JD 4440 2WD
w/5999 hours, 18.4/42 tires, axle duals, quad range, quick hitch, all original, exc. cond., SN H056132RW



1997 TERRAGATOR 1803 SPREADER
w/8763 hours, new leader 3020 G4 stainless box, JD eng., P.S. trans., Ag Leader Insight VRT, belt over chain, 1000/50R25 tires, good rubber



2008 CASE IH STEIGER 335
w/1744 hours, AFS pro 700 monitor, RTK, auto steer, 5 remotes, 18.4/R46 tires, HID lighting, SN 28F109682



1989 JD 4955 MFWD
w/6669 hours, 15 speed PS, quick hitch, 18.4/R42 rear axle duals, 16.9/R28 front, axle weights, full front weights, front fenders, SN RW4955P002264



2014 JD 608C
8 row contour master head w/knife rolls, less than 1,000 acres



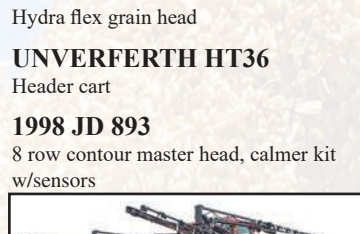
1987 FORD 655A BACKHOE
w/3523 hours, 4WD, extendahoe, 2' bucket



2008 CASE IH STEIGER 335 HD
w/1916 hours, AFS pro 600 monitor, RTK, auto steer, 4 remotes, diff lock, 18.4/R46 tires, PTO, HID lighting, leather, SN 27F108671



1985 JD 4850 MFWD
w/5984 hours, 15 speed PS, quick hitch, new 18.4/R42 Firestone rear duals, 16.9/R30 front, axle weights, full front weights, front fenders, SN RW4850P008211



2012 APACHE AS1020 SPRAYER
w/916 hours, adj. axles, 60'/80' boom, auto swath boom control, Terra Star auto steer, Integra display, inductor foam marker, 3 way nozzle, 15" spacing, 380-90R/46 rear tires, 380 - 80R38 Front, SN 9120487



2002 REYNOLDS 17 E
Ejection scraper, 17 cu. yds



2008 JD 9670 STS COMBINE
w/2042 eng. hours, 1337 sep. hours. CM, 4WD, Green Star ready, Ag Leader yield monitor, powercast spreader, bin ext, 18.4R26 rear tires, 30.5R32 front, SN 9670S731222

FLOTATION TIRES
68x50x32 front, 28L - 26 rear, sells separate from combine

TOP AIR 200 GAL. SPRAYER
w/43' boom, 15" spacing, Raven controller, Honda GX160 engine

SEMI TRACTORS TRAILERS - PICKUP



1994 FREIGHTLINER SEMI TRACTOR
3406 Cat eng., 13 spd., recent major overhaul, wetline, alum. wheels, air ride susp., 11x24.5 tires, unknown miles, real good truck

SEMI TRACTORS TRAILERS - PICKUP



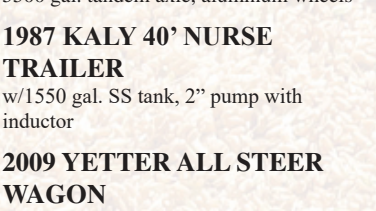
1985 FREIGHTLINER SEMI TRACTOR
w/724,511 miles, 855 Cummins eng., 10 spd., air ride, wetline, 24.5 tires



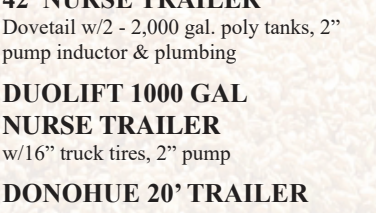
2001 CHEVROLET 2500 HD
w/utility bed, Dura Max diesel, Allison trans., 361,000 miles



2011 KINZE 3600 ASD
32 row bean planter w/brush meters, no till coulters, Martin spaders w/drag chains, Keeton seed firmers



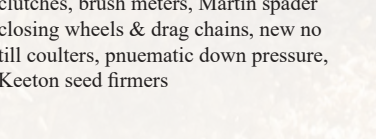
1993 BRENNER SS TANKER TRAILER
5500 gal. tandem axle, aluminum wheels



1987 KALY 40' NURSE TRAILER
w/1550 gal. SS tank, 2" pump with inductor



2009 YETTER ALL STEER WAGON
w/1600 gal. & 400 gal. tanks



2012 KINZE 3660 ASD
32 row bean planter, hyd. drive, row clutches, brush meters, Martin spader closing wheels & drag chains, new no till coulters, pneumatic down pressure, Keeton seed firmers

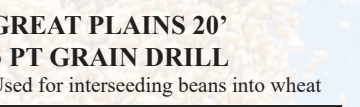
PLANTING & TILLAGE



2007 KINZE 3650
16 row corn planter, liq. fert. w/ground driven pump, HD single disc fert. openers, finger pickup row cleaners, new seed openers, pop-up fert., two 8 row CD's, squeeze pumps, Martin row cleaners, Martin spader closing wheels w/drag chains, KPM 2 monitor, Keeton seed firmers



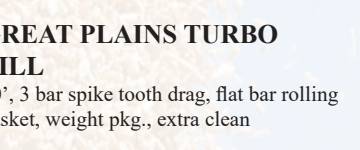
2011 KINZE 3600 ASD
32 row bean planter w/brush meters, no till coulters, Martin spaders w/drag chains, Keeton seed firmers



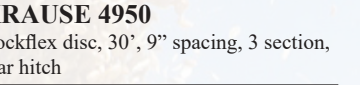
GREAT PLAINS 20' 3 PT GRAIN DRILL
Used for interseeding beans into wheat



2013 KRAUSE 8000 EXCELERATOR
30' w/rolling basket, hyd. wing down force, hyd. adj. wheel gangs, rear hyd. for hitch



GREAT PLAINS TURBO TILL
30', 3 bar spike tooth drag, flat bar rolling basket, weight pkg., extra clean



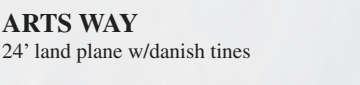
BLUE JET AT5000
Ammonia toolbar, 17 shank, ground driven NH3 pump - disc closers, GDI 200 pump and can



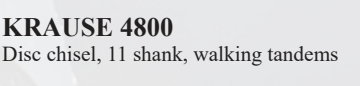
KRAUSE 4950
Rockflex disc, 30", 9" spacing, 3 section, rear hitch



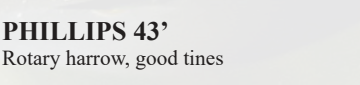
BLUE JET SUB TILLER II
7 shank, 30" spacing



ARTS WAY
24' land plane w/danish tines



WIL RICH 3400
Field cultivator, 30', 5 bar spike tooth harrow



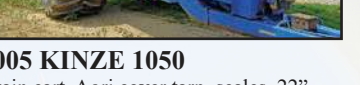
KRAUSE 4800
Disc chisel, 11 shank, walking tandems



BRILLION 30'
X fold packer w/scraper, ext. tongue, hyd. fold wing



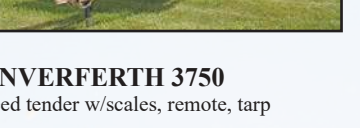
PHILLIPS 43'
Rotary harrow, good tines



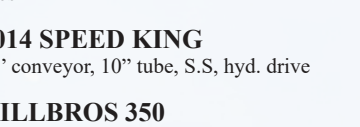
JD 400 ROTARY HOE
30' flat folding, 3 pt.



DMI 30' CRUMBLER



2005 KINZE 1050
Grain cart, Agri cover tarp, scales, 22" auger, 76x50x30 tires, PTO



UNVERFERTH 3750
Seed tender w/scales, remote, tarp



3-DMI 450 BU & 3-300 BU
Center dump GB wagons w/16.5L-16.1 tires

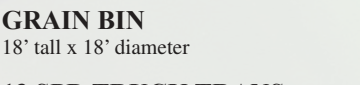
MISC. EQUIPMENT



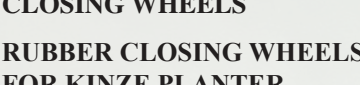
BUSHHOG 12715 LEGEND
15' batwing w/new blades, chains, rock rings, solid tires



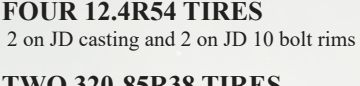
JD 6x4 TRAIL GATOR
w/elec. dump, bed liner, 1230 hours




GRAIN BIN
18' tall x 18' diameter



13 SPD TRUCK TRANS.



32 ROWS CAST IRON CLOSING WHEELS



RUBBER CLOSING WHEELS FOR KINZE PLANTER



PALLET OF DISC BLADES



FOUR 12.4R54 TIRES
2 on JD casting and 2 on JD 10 bolt rims



TWO 320-85R38 TIRES
on JD 12 bolt rims



MISC. TRUCK & IMPLEMENT TIRES

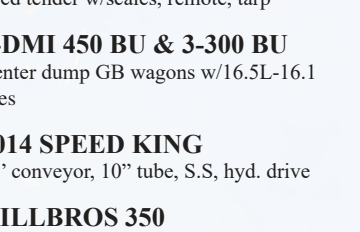
GRAIN HANDLING SEED TENDER



UNVERFERTH 3750
Seed tender w/scales, remote, tarp



2005 KINZE 1050
Grain cart, Agri cover tarp, scales, 22" auger, 76x50x30 tires, PTO



3-DMI 450 BU & 3-300 BU
Center dump GB wagons w/16.5L-16.1 tires



2014 SPEED KING
35' conveyor, 10" tube, S.S. hyd. drive

TANKS

TWO 2500 GAL. POLY TANKS

FIVE 10,000 GAL. FIBERGLASS TANKS

10,000 GAL. MILD STEEL FERTILIZER TANK

2,000 GAL. MILD STEEL FUEL TANK

1550 GAL. SS TANK